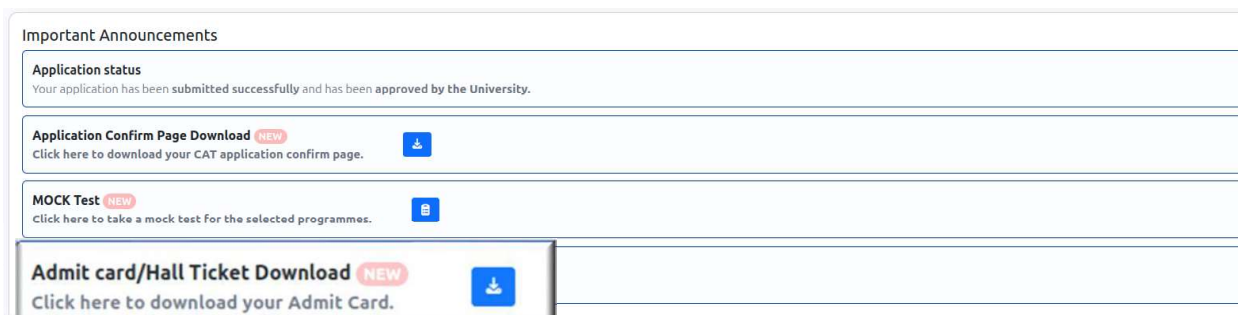


CAT 2026-How to download Admit Card


1. Candidates can download the Admit Card from their profile. Click on “Admit Card/Hall Ticket Download” to access it.





The screenshot displays the 'Important Announcements' section of a website. It contains four announcement boxes. The first box, titled 'Application status', states that the application has been submitted successfully and approved by the University. The second box, 'Application Confirm Page Download', includes a 'NEW' tag and a download icon. The third box, 'MOCK Test', also has a 'NEW' tag and a document icon. The fourth box, 'Admit card/Hall Ticket Download', is highlighted with a red border and includes a 'NEW' tag and a download icon.

Important Announcements

Application status
Your application has been submitted successfully and has been approved by the University.

Application Confirm Page Download NEW
Click here to download your CAT application confirm page. 

MOCK Test NEW
Click here to take a mock test for the selected programmes. 

Admit card/Hall Ticket Download NEW
Click here to download your Admit Card. 

2. Verify all details on the Admit Card, applied test codes carefully. In case of any discrepancy, contact the authorities immediately.
3. Carry a printed copy of the Admit Card along with a valid photo ID to the examination centre.
4. Reach the test venue at least 90 minutes before the commencement of the test. Late entry will not be permitted.
5. Follow all instructions given by the invigilators during the examination.
6. Electronic devices, study materials, or any unauthorized items are strictly prohibited inside the examination hall.
7. Maintain discipline and silence throughout the examination. Any malpractice will lead to disqualification.
8. Do not leave the examination hall without permission from the invigilator.
9. Retain the Admit Card safely until the completion of the admission process.